

PUBLIC SCHOOLS of
BROOKLINE

Brookline Public Schools

School Staff
Spring 2017



Report created by
Panorama Education

Summary

Topic Description	Results
District Climate	48% ▲ 16 since last survey
Educating All Students	73% ▲ 0 since last survey
Feedback	27% ▼ 4 since last survey
Professional Learning	39% ▲ 3 since last survey
School Climate	67% ▲ 1 since last survey
School Leadership	55% ▲ 2 since last survey
Staff-Family Relationships	72% ▲ 0 since last survey
Staff-Leadership Relationships	66% ▲ 2 since last survey



Teaching Efficacy

68%

▼ 1

since last survey

727 teacher & staff responses

District Climate

Your average

48%

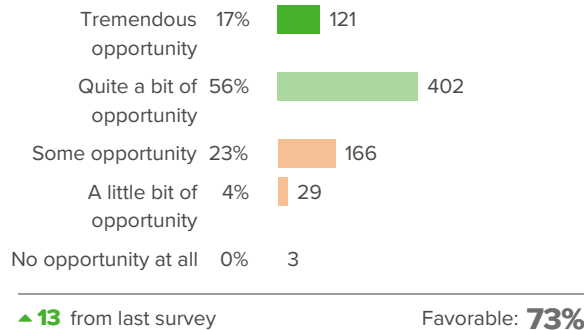
727 responses

Change

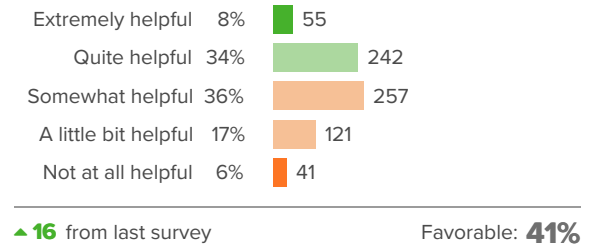
▲ 16

How did teachers & staff respond?

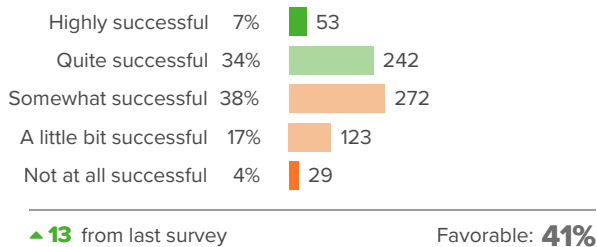
Q.1: To what extent do you have the opportunity to do what you do best every day?



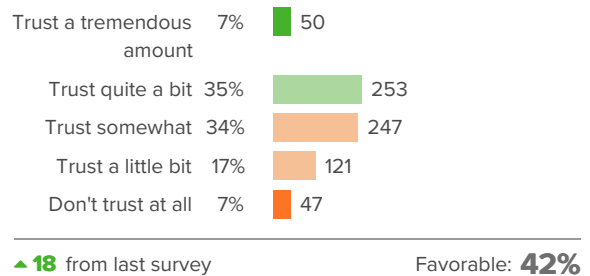
Q.2: How helpful are district leaders in providing the support you need to do your job well?



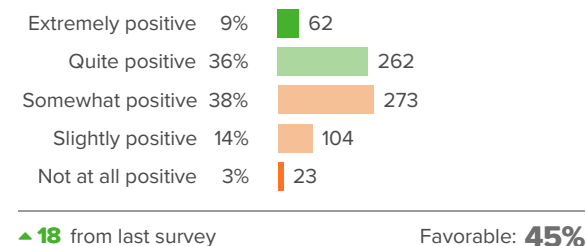
Q.3: How successful are district leaders in communicating important information to staff?



Q.4: To what extent do you trust the district leaders to do what they say they will do?



Q.5: Overall, how positive is the working environment in the district as a whole?



Educating All Students

Your average

73%

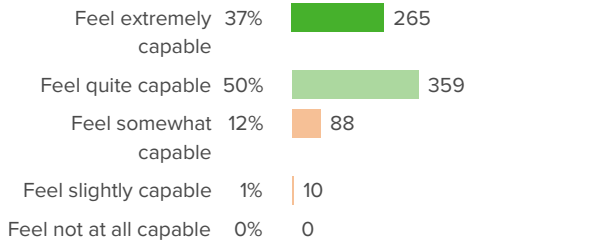
727 responses

Change

▲ 0

How did teachers & staff respond?

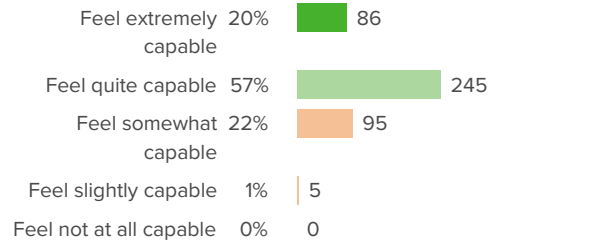
Q.1: To what extent do you feel capable of interacting with students at this school who are from a different racial and/or cultural background from your own?



▼ 3 from last survey

Favorable: **86%**

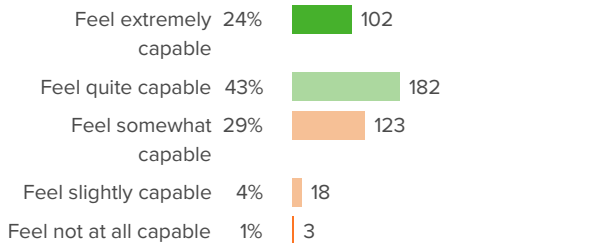
Q.2: When an issue of diversity arises in your class, to what extent do you feel capable of addressing the situation?



▲ 3 from last survey

Favorable: **77%**

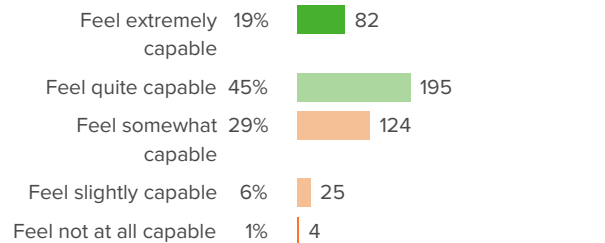
Q.3: To what extent do you feel capable of incorporating material about people from different racial or cultural backgrounds into your curriculum?



▲ 2 from last survey

Favorable: **66%**

Q.4: To what extent do you feel capable of having conversations about race with your students?



▼ 2 from last survey

Favorable: **64%**

Feedback

Your average

27%

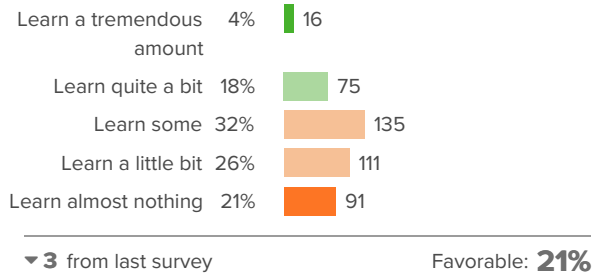
727 responses

Change

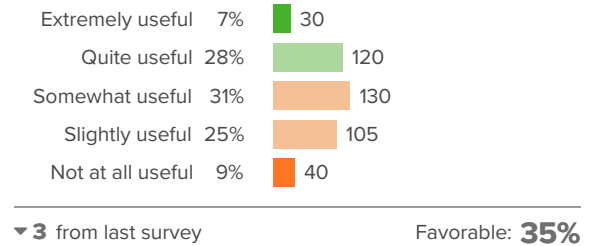
▼ **4**

How did teachers & staff respond?

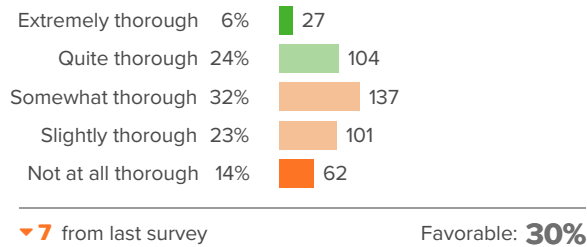
Q.1: How much do you learn from the teacher evaluation processes at your school?



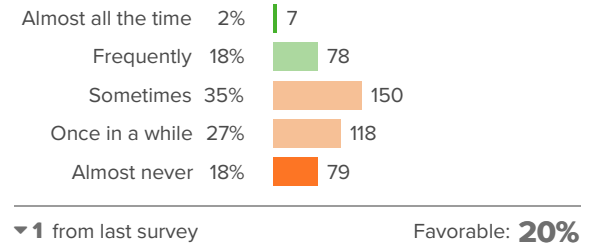
Q.2: How useful do you find the feedback you receive on your teaching?



Q.3: At your school, how thorough is the feedback you receive in covering all aspects of your role as a teacher?



Q.4: How often do you receive feedback on your teaching?



Professional Learning

Your average

39%

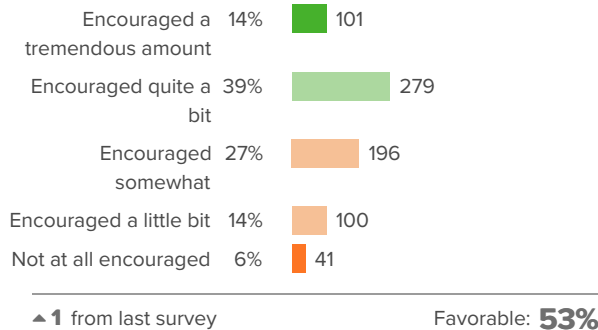
727 responses

Change

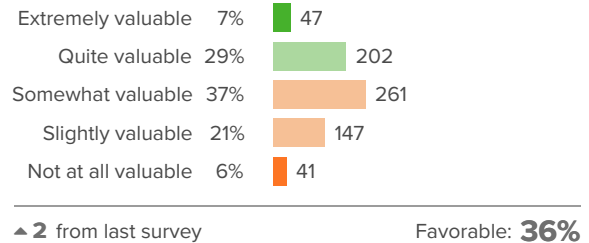
▲ 3

How did teachers & staff respond?

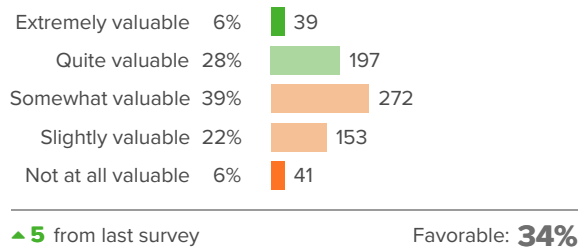
Q.1: At this school, to what extent are your ideas and suggestions for improvement encouraged?



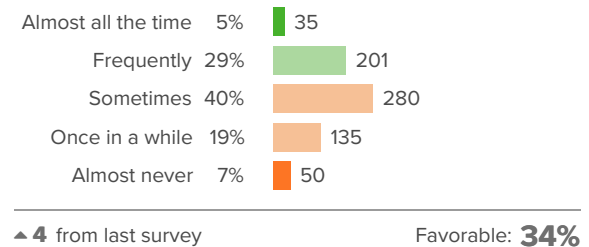
Q.2: How valuable are the professional development opportunities that are organized by this school (or, for BHS teachers, department)?



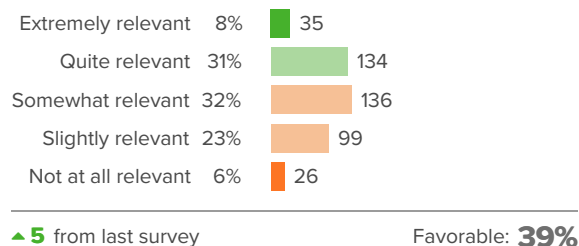
Q.3: How valuable are the professional development opportunities that are organized by district staff?



Q.4: How often do your professional development opportunities help you explore new ideas?



Q.5: How relevant have your professional development opportunities been to the content that you teach?



School Climate

Your average

67%

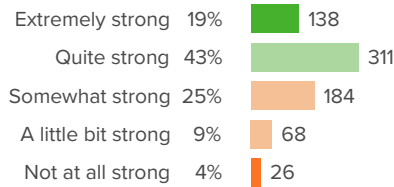
727 responses

Change

▲ 1

How did teachers & staff respond?

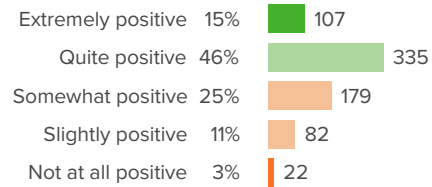
Q.1: To what extent does this school have a strong sense of community?



▲ 1 from last survey

Favorable: **62%**

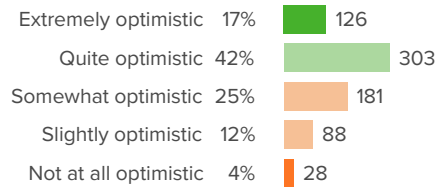
Q.2: Overall, how positive is the working environment at this school?



▲ 5 from last survey

Favorable: **61%**

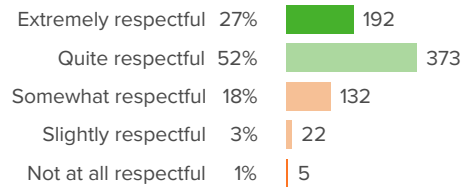
Q.3: How optimistic are you that this school will continue to improve?



▲ 6 from last survey

Favorable: **59%**

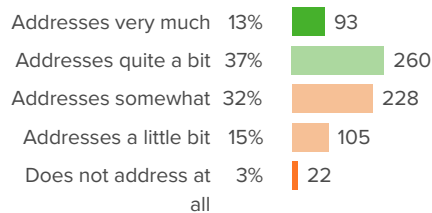
Q.4: How respectful are the relationships between staff and students at this school?



▼ 4 from last survey

Favorable: **78%**

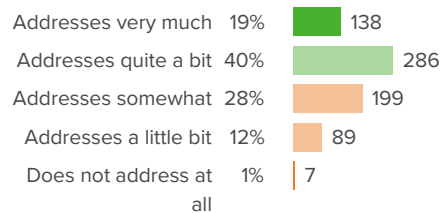
Q.5: How well does this school address matters related to students' socioeconomic status?



▲ 2 from last survey

Favorable: **50%**

Q.6: How well does this school address matters related to students' race/ethnicity?

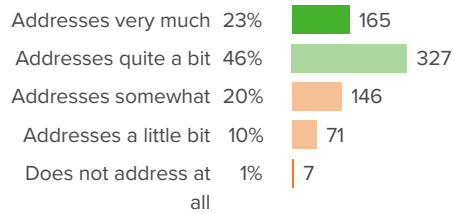


▲ 5 from last survey

Favorable: **59%**

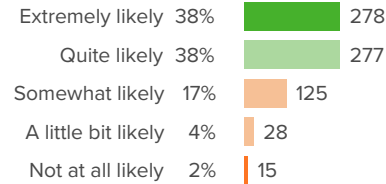


Q.7: How well does this school address matters related to students' disabilities?



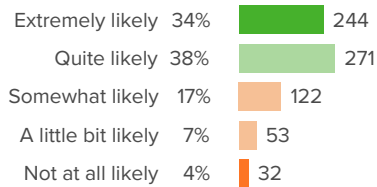
▼ **3** from last survey Favorable: **69%**

Q.8: If a friend or colleague were looking for a school to send their children, how likely would you be to recommend this school to them?



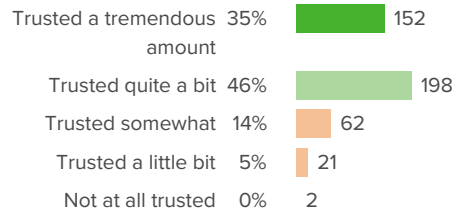
▲ **2** from last survey Favorable: **77%**

Q.9: If a friend or colleague were looking for a teaching job, how likely would you be to recommend this school to them?



▲ **2** from last survey Favorable: **71%**

Q.10: To what extent are teachers at this school trusted to teach in the way they think is best?



▼ **2** from last survey Favorable: **80%**

School Leadership

Your average

55%

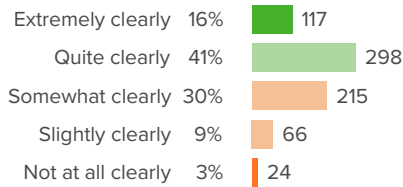
727 responses

Change

▲ 2

How did teachers & staff respond?

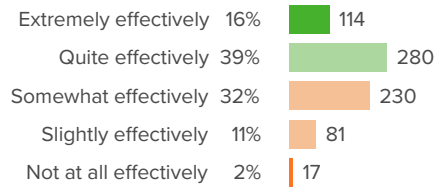
Q.1: How clearly do school leaders identify their goals for this school?



▲ 4 from last survey

Favorable: **58%**

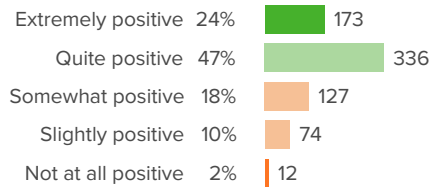
Q.2: How effectively do school leaders communicate important information to staff?



▼ 2 from last survey

Favorable: **55%**

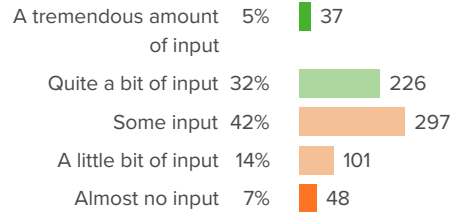
Q.3: How positive is the tone that school leaders set for the culture of the school?



▲ 5 from last survey

Favorable: **70%**

Q.4: When the school (or, for BHS teachers, department) makes important decisions, how much input do staff members have?



▲ 2 from last survey

Favorable: **37%**

Staff-Family Relationships

Your average

72%

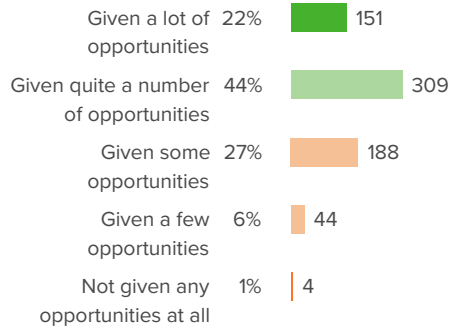
727 responses

Change

▲ 0

How did teachers & staff respond?

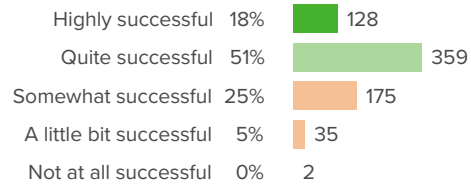
Q.1: To what extent are parents/guardians given opportunities to be meaningfully involved at this school?



▼ 2 from last survey

Favorable: **66%**

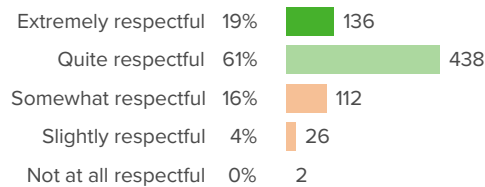
Q.2: How successful is this school in communicating with students' families?



▼ 1 from last survey

Favorable: **70%**

Q.3: At this school, how respectful are the parents towards you?



▲ 4 from last survey

Favorable: **80%**

Staff-Leadership Relationships

Your average

66%

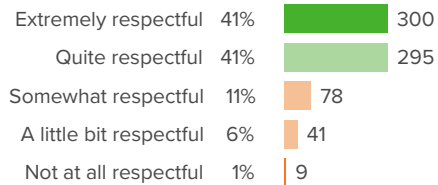
727 responses

Change

▲ 2

How did teachers & staff respond?

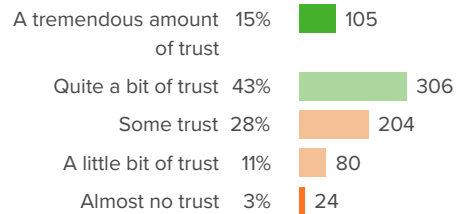
Q.1: How respectful are this school's leaders towards you?



▲ 2 from last survey

Favorable: **82%**

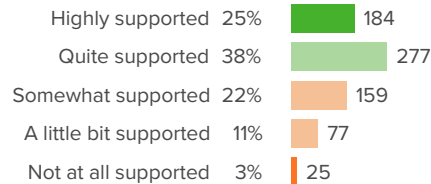
Q.2: How much trust exists between school leaders and staff?



▲ 1 from last survey

Favorable: **57%**

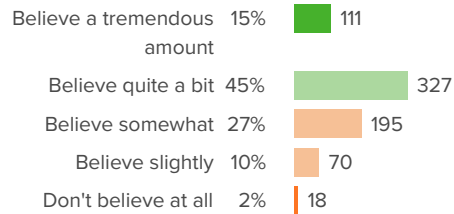
Q.3: To what extent do you feel supported by this school's leaders?



▲ 4 from last survey

Favorable: **64%**

Q.4: To what extent do you believe this school's leaders will do what they say they will do?



▲ 2 from last survey

Favorable: **61%**

Teaching Efficacy

Your average

68%

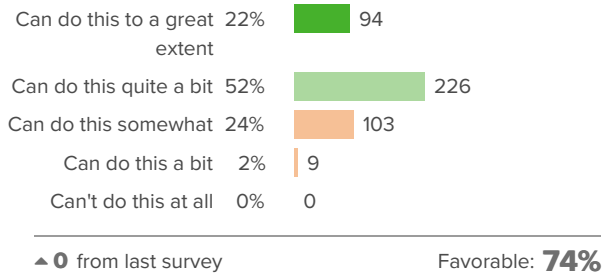
727 responses

Change

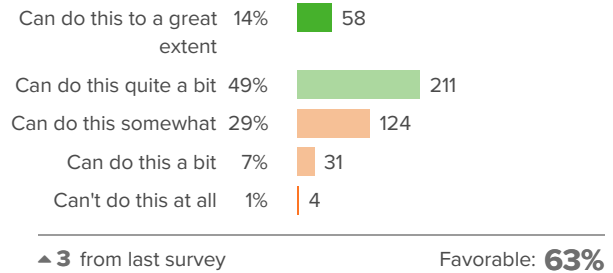
▼ 1

How did teachers & staff respond?

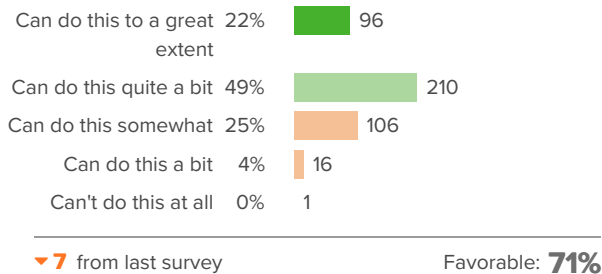
Q.1: To what extent do you feel you can meet the learning needs of students with disabilities?



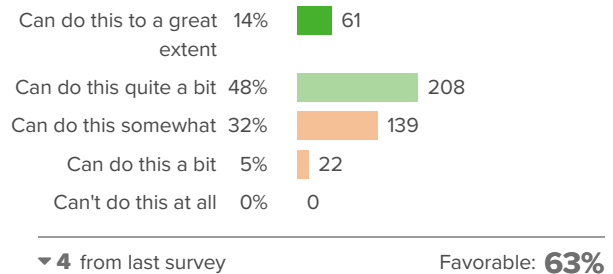
Q.2: To what extent do you feel you can move through material at a pace that works well for each of your students?



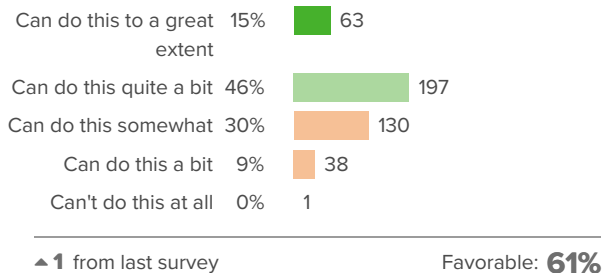
Q.3: To what extent do you feel you can manage particularly disruptive classes?



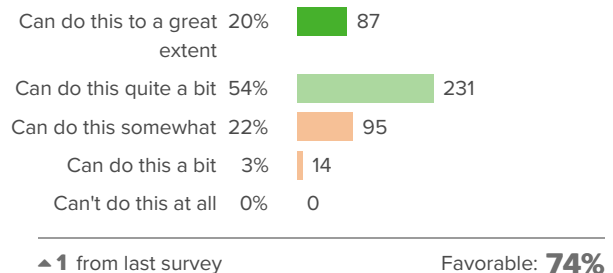
Q.4: To what extent do you feel you can engage students who are not motivated?



Q.5: To what extent do you feel you can meet the learning needs of students whose first language is not English?



Q.6: To what extent do you feel you can meet the learning needs of your most advanced students?





Other questions

How did teachers & staff respond? _____

